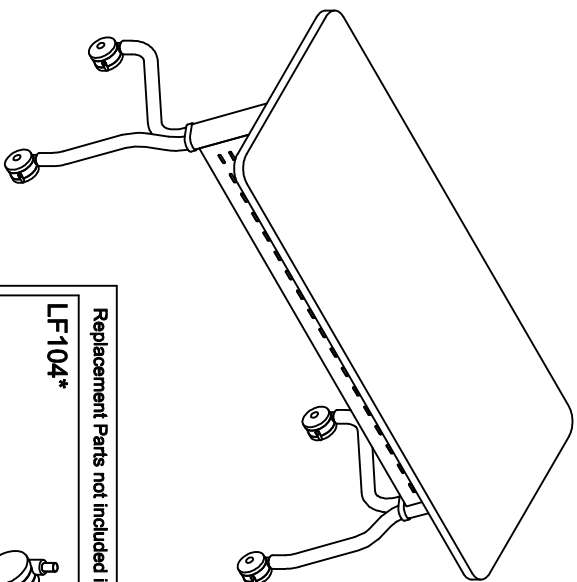







ASSEMBLY INSTRUCTIONS

SYNC TABLES



Leveling Tool upon Request.	
Q642*	Quantity
	1

Replacement Parts not included in assembly		Quantity
LF104*		1
Caster (single)		
LF117*		1
Leg Cap (single)		
LF118*		1
Frame Bumper (single)		
LF119*		1
Set Screw (single)		

PARTS LIST SYNC TABLES

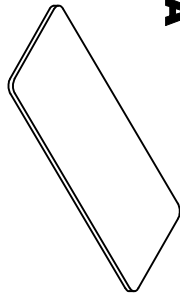

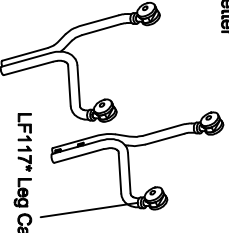
When ordering components, specific color and/or size information may be required.
Contact a Mayline Customer Service Representative. 1-800-822-8037

* Individual Items, Order by part number.

** Denotes Color Code

~~Denotes Size

NOTE: Please count and inspect all pieces before disposing of any carton or packing materials.

Reference Letter	Quantity
A	1
Part Number Top CALL ~~~**	
	
B	1
Reference Letter	
LF118*	
Frame Bumper	
	
Frame CALL ~~~	
C	1
Reference Letter	
LF117* Leg Cap	
	
Part Number LF115* Feet (pair) with casters	

Part Number LF116* Hardware Bag		
Reference Letter	Quantity	Extra
D	4	1
Screw M4 x 14mm		
E	6	1
Reference Letter		
Screw M4 x 45mm		
F	4	
Reference Letter		
Screw M8 x 20mm		
G	4	
Reference Letter		
Washer		
H	1	
Reference Letter		
Allen Wrench		

Part Number 10GA* Ganging Kit		
Reference Letter	Quantity	Extra
J	4	
Knob		
K	2	
Reference Letter		
Bracket		

