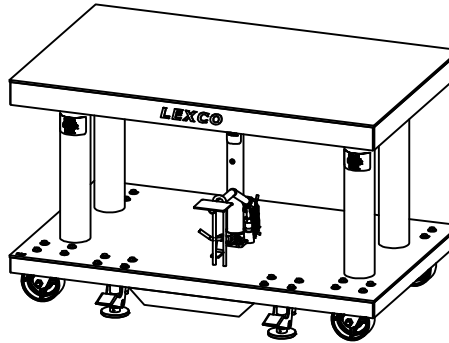
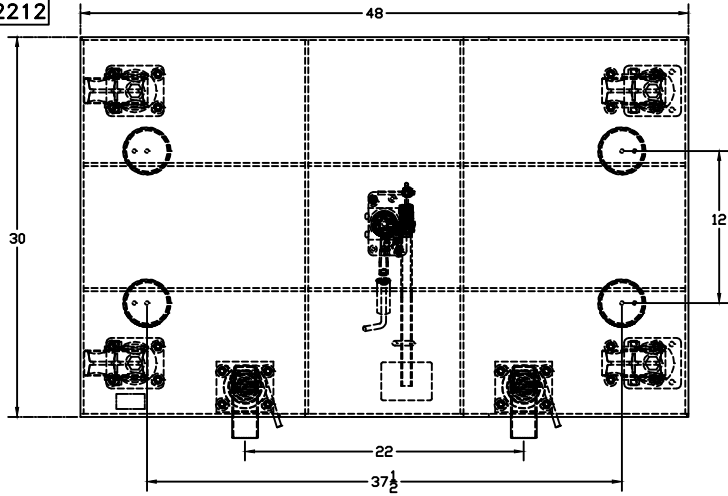
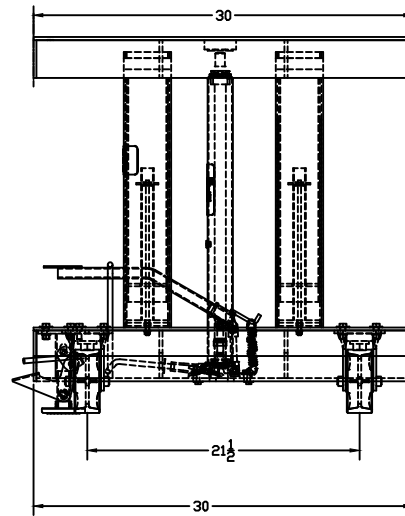
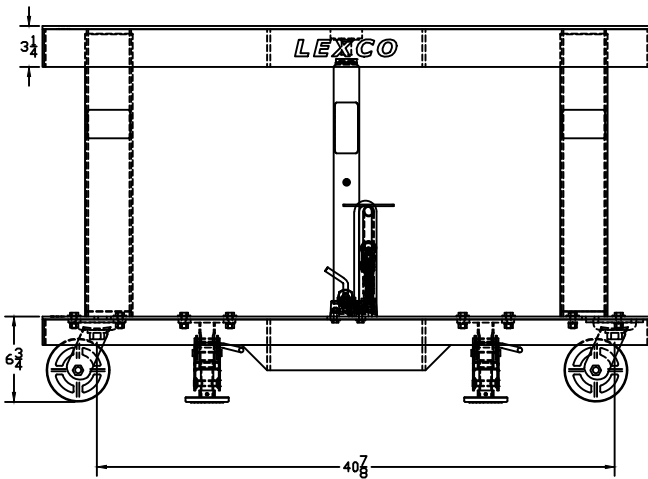


492212



Foot and Electric Hydraulic Lift Table

- AC and DC power option available.
- 0.25" reinforced steel top and base.
- 2 rigid and 2 swivel 5" diameter steel wheels and 1 floor lock on 20" x 30" and 30" x 30" models.
- 4 swivel 5" diameter steel wheels and 2 floor locks on 30" x 40" models.
- Precision telescoping guide tubes.



Specs

- Capacity: 2000 lbs
- Table size: 30" x 48"
- Lowered height: 26"
- Raised height: 44"
- Caster: 5"
- Lift: 18"
- Weight(foot opp.): 482 lbs
- Weight(electric opp.): 561 lbs

THIS DRAWING IN ALL PARTICULARS IS WESCO INDUSTRIAL PRODUCTS INC. PROPERTY. ALL RIGHTS OF DESIGN, INVENTION OR USE OF ARE RESERVED.

PRINT ISSUED

NOV. 21, 2008

WESCO MANUFACTURING
ENGINEERING DEPARTMENT

9492 07/09/10 496615 WAS 496602 496020 WAS 492010 REMOVED: 492019, 492025	JL	JL	APP	WESCO INDUSTRIAL PRODUCTS INC. LANSDALE PENNA. 19446	
6614 11/21/08 A PRODUCTION RELEASE	B	A	REV.	PART NAME HT-3468-24 HT SERIES, LIFT TABLE	DRAWING: J.L. 11-21-08 CHECKED: APP. ENGR.
TOLERANCE UNLESS OTHERWISE SPECIFIED FRACTION 3 PLACE DECIMAL 2 PLACE DECIMAL $\pm 1/64$ $\pm .005$ $\pm .01$				SCALE: 1" = 1"	
ANGULAR $\pm 1-1/2'$ SHEET 1 OF 1 BREAK ALL SHARP EDGES AND REMOVE ALL BURRS				492212	REV B