

4

3

2

1

D

D

C

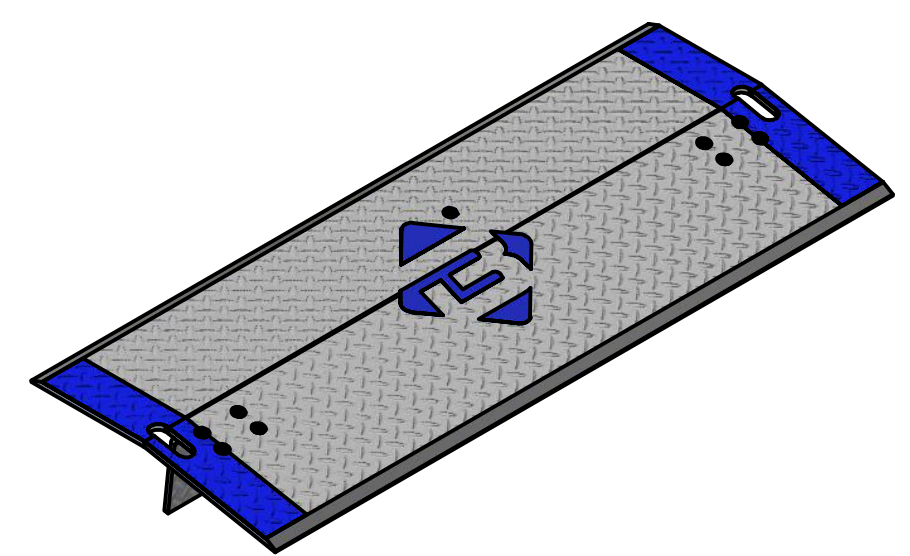
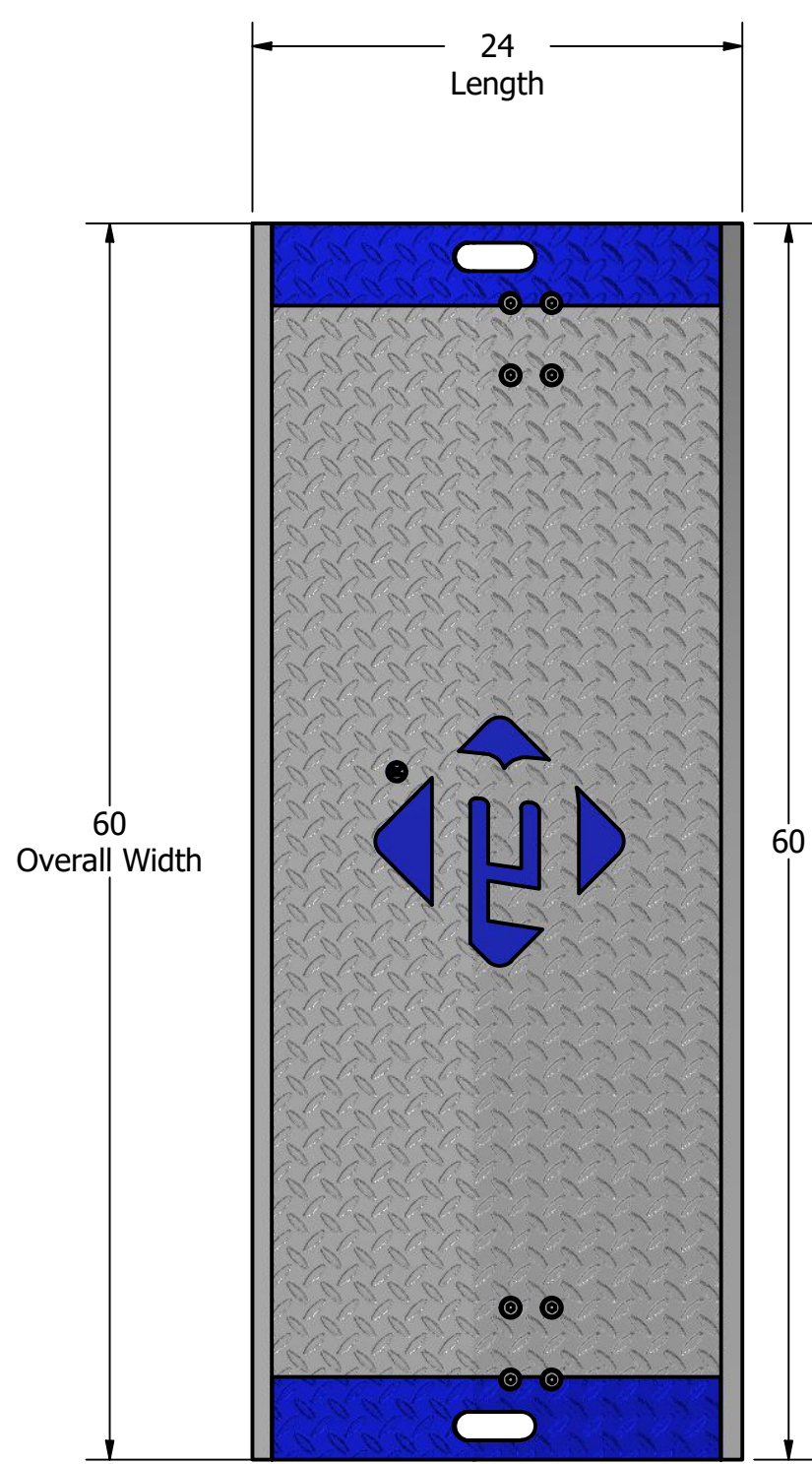
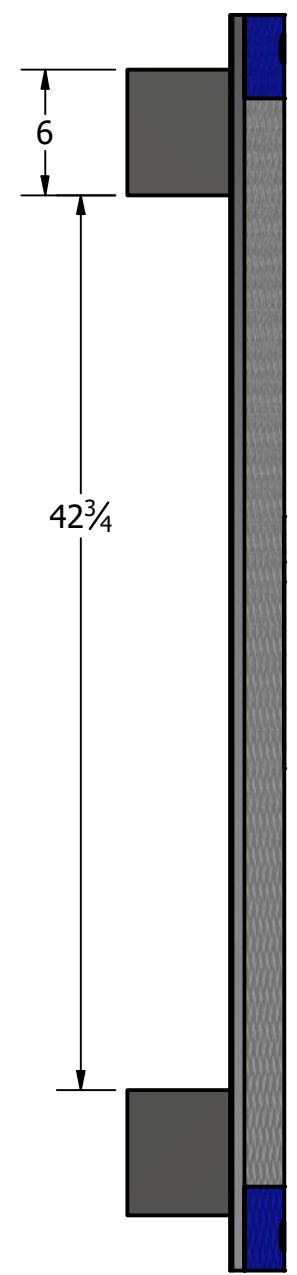
C

B

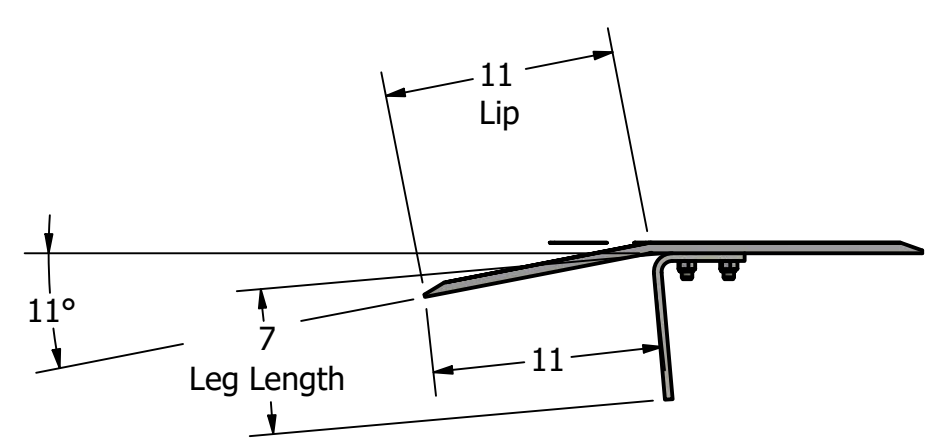
B

A

A



NOTES:  
Capacity: 11850 LB



**APPROVAL BLOCK**

- \_\_\_\_\_ APPROVED AS IS FOR MANUFACTURING.
  - \_\_\_\_\_ APPROVED AS IS FOR MANUFACTURING WITH REVISIONS NOTED.
  - \_\_\_\_\_ REVISIONS NOTED AND RESUBMIT.
- INITIAL
- \*\*NOTE: MANUFACTURING WILL NOT COMMENCE UNTIL THE SIGNED APPROVAL DRAWING IS RECEIVED BY BLUFF MANUFACTURING.\*\***
- \_\_\_\_\_  
SIGNATURE
- \_\_\_\_\_  
DATE

This drawing and data contained herein, are the sole property of Bluff Manufacturing. This information is considered confidential and subject to return on demand. This drawing and contents cannot be reproduced or given to a 3rd party without the written consent of an authorized representative of Bluff. The sole intent of this drawing and data is to establish a written approval agreement between Bluff and customer for Bluff to proceed with manufacturing defined herein. Accepting this drawing in hardcopy, or any form of electronic communication, will be considered a binding agreement to these terms.

<b>TOLERANCE SPECIFICATION</b> (Unless Noted Otherwise)		DRAWN: Configurator	DATE: 3/7/2022	<b>BLUFF Manufacturing</b> 9201 SOUTH FREEWAY FORT WORTH, TEXAS 76140		
DIMENSION UNITS: (inches)		CHECKED:	DATE:			
<b>LINEAR:</b>	<b>PERPENDICULAR:</b>	SO #:	SHIP DATE:	TITLE		
0.X ± 0.06 (1/16")	⊥ ± (1/16" / ft)	QTY:	CUSTOMER:	SIZE		
0.XX ± 0.03 (1/32")		FINISH - PREPARATION:	FINISH - APPLICATION:	C	DWG NO	REV
0.XXX ± 0.010		FINISH - COLOR:	ESTIMATED WEIGHT: 81.7 lb		B6024	
<b>WELD:</b> +0.06/-0.00, —				SHEET 1 OF 1		
REMOVE BURRS						

006492

4

3

2

1

4